

**CASS COUNTY FAIR ASSOCIATION ANNUAL REPORT
AS OF SEPTEMBER 30, 2023
ANNUAL MEETING**


October 24, 2023

Beginning Balance, October 1, 2022		\$323,673.91
Income per attached Schedule - Page 2	\$706,790.97	
Expenses per attached Schedule - Page 3	<u>509,195.76</u>	
Income Over Expenses		197,595.21
Less: New Equipment	\$16,547.14	\$521,269.12
Capital Improvements	49,295.85	
Sewer Loan Payments	6,636.59	
RTR Promissory Note Payment	8,590.35	
John Deere Financial	6,958.00	
Decrease in Accounts Payable	<u>13,977.45</u>	<u>102,005.38</u>
		\$419,263.74
Plus: Net Income of Special Projects Fund		<u>7,659.50</u>
 BALANCE SEPTEMBER 30, 2023		 <u><u>\$426,923.24</u></u>
 <u>ACCOUNT BALANCES MAKING UP 9-30-23 BALANCES</u>		
Honor Credit Union - Business Savings		\$158,702.72
Huntington Checking Account		\$82,929.25
Huntington Certificates of Deposit		8,943.72
Fifth Third Bank Business Savings		156,228.68
Fifth Third Bank Checking Accounts		13,147.87
Accounts Receivable - Auctions		2,421.00
Accounts Receivable - Misc.		3,800.00
Cash - Office		<u>750.00</u>
		<u>\$426,923.24</u>
 <u>SPECIALLY ALLOCATED FUNDS - See Page 4 - 5 for Detail</u>		
Home Arts Fund - FTB Checking Account		\$6,168.27
King/Queen Pageant Fund - FTB Checking Account	\$4,773.46	
FTB Certificate	<u>6,034.28</u>	\$10,807.74
Lowe Event Center - FTB Checking	\$39,791.88	
HCU Certificate	<u>41,738.11</u>	\$81,529.99
Special Projects Fund - FTB Checking Account	\$12,377.56	
HCU Certificate	<u>52,172.71</u>	\$64,550.27


This financial report has been reviewed by the following Auditing Committee



Brian Kuemin, President



Gail Peterson, Vice President




Jill Hershberger, Secretary



Mike Frushour, Executive Committee



Daryl Keesler, Executive Committee



Diane M. Skibbe, Treasurer

2023 CASS COUNTY FAIR ASSOCIATION ANNUAL REPORT

Page 2

October 24, 2023

SCHEDULE OF INCOME

Gate Admissions/Season Passes		\$143,188.00
Grandstand - Street Legal Truck Pull	\$14,115.00	
Superkicker Rodeo	16,610.00	
SSTP & Truck Pulls	18,806.13	
Bump & Run Demo Derby	6,967.00	
Demolition Derby	39,849.00	
Micro Wrestling	28,849.00	
Mud Truck Racing	<u>9,813.00</u>	135,009.13
Midway & Concessions		65,426.70
Commercial Exhibit Space		68,398.00
Interest		5,850.83
Entry Fees - Farm Tractor Pull	\$2,780.00	
Draft Horse Classes	<u>240.00</u>	3,020.00
Events - Memorial Day & Holloween Campouts	2,135.00	
Beer Tent	<u>6,038.00</u>	8,173.00
Rental - Off-Season Storage	\$32,642.50	
Off-Season Rental of Grounds	44,769.00	
Camping - Fair Week	83,585.00	
Gregarek/Lowe Building	<u>2,350.00</u>	163,346.50
Sponsorship - Trophy Sponsors	\$5,875.00	
Corporate Sponsors	35,400.00	
Draft Horse Pull	<u>965.00</u>	42,240.00
Livestock Sale Commission		27,803.38
Premium Book Advertising		3,035.00
Advertising Benches/Picnic Tables		2,400.00
Membership Fees		1,460.00
Donations/Grants		11,347.42
ATM Fees		4,346.25
Credit Card Fees		1,068.30
Miscellaneous		<u>20,678.46</u>
TOTAL INCOME		\$706,790.97

=====

SCHEDULE OF DISBURSEMENTS

Premiums		\$6,809.00
Judges & Announcers		11,902.58
Trophies & Ribbons		16,469.06
Grandstand Attractions - Street Legal Truck Pull	\$7,527.01	
Superkicker Rodeo	11,989.99	
SSTP & Truck Pulls	22,569.01	
Farm Tractor Pull	2,529.00	
Bump & Run Demo Derby	4,739.99	
BW Micro Wrestling	9,239.99	
Demolition Derby	8,155.19	
Mud Truck Racing	<u>7,740.00</u>	74,490.18

2023 CASS COUNTY FAIR ASSOCIATION ANNUAL REPORT

Page 3

October 24, 2023

SCHEDULE OF DISBURSEMENTS (CONTINUED)

Other Entertainment-Pedal Pull	\$825.00	
Horse Pulling Events	500.00	
Comedy Farm Magic Review	6,228.30	
Fireworks	2,500.00	
Lumberjack Show	<u>10,000.00</u>	20,053.30
Other Events - Beer Garden		5,230.14
Community Building Expense		1,053.18
Telephone, Postage, Website, Meeting		5,583.37
Advertising & Promotion		6,865.00
Office Expense & Printing		6,915.42
Sponsorship Expense		5,544.00
Dues, Subscriptions, Fees		970.00
Legal Fees		2,025.00
Salaries & Labor		95,966.06
Payroll Taxes		7,586.66
Repair & Maintenance		73,629.54
Supplies		8,783.10
Rental of Equipment		22,315.75
Utilities		43,812.75
Security & Parking		6,982.80
Gate Workers		6,290.00
Service Donations		500.00
Insurance		39,972.82
Interest		6,061.86
Credit Card Fees/Bank Charges		4,457.86
Auction Expense		15,383.28
Licence & Permit Fees		330.00
Etix Fees		6,667.80
Benches.		220.00
Insurance - Deductible		1,000.00
Miscellaneous		<u>5,341.07</u>
TOTAL EXPENSES		\$509,195.76
New Equipment - JD 5065E Tractor Weight Box	\$1,797.51	
AED Equipment	9,981.98	
Computer/Monitor	359.98	
2-Elo Touch Monitor, Card Reader, POS	1,528.62	
Handheld Trasmitter/SM86 Microphone	379.05	
Maintenance Storage Unit	<u>2,500.00</u>	16,547.14
Payments - USDA Sewer Loan Payments	\$6,636.59	
Covered Arena Payment	8,590.35	
John Deere Financial	<u>6,558.00</u>	21,784.94
Capital Improvements - Paving	\$12,880.00	
Office Storage	1,458.02	
Draft Horse Gates	3,150.00	
DH Bleacher Cement	2,635.00	
Show Arena Ventilator Fans	4,850.00	
SW Infield Electric Impr.	13,184.00	
Beer Tent Electric	7,798.00	
Pit Gate Fence	<u>3,340.83</u>	49,295.85
TOTAL DISBURSEMENTS		\$596,823.69

=====

2023 CASS COUNTY FAIR ASSOCIATION REPORT

Page 6

October 24, 2023

2023 LIVESTOCK SALE STATISTICS

	<u>No. of Animals</u>	<u>Total Pounds</u>	<u>Average Weight Per Animal</u>	<u>Average Price Per Lb.</u>	<u>Average Price Per Animal</u>	<u>Total</u>
Beef	57	70,620	1238.95	2.815	3,487.88	\$198,809.50
Dairy Feeder	72	38,785	538.68	2.914	1,569.77	\$113,023.75
Ducks	82				327.62	\$26,865.00
Eggs						\$1,500.00
Gallon of Milk						\$14,060.00
Geese	3				291.77	\$875.31
Goats	74	5,196	70.22	8.142	571.76	\$42,310.00
Lambs	42	5,327	126.83	7.687	975.07	\$40,952.90
Chickens	103				300.97	\$31,000.16
Rabbits	224				368.15	\$82,465.00
Swine	124	32,437	261.59	4.880	1,276.69	\$158,310.00
Turkeys	<u>38</u>				430.00	\$16,340.00
TOTAL ANIMALS	819					
TOTAL AUCTION						\$726,511.62
Less: Commission						27,803.38
Swine & Dairy Feeder Exhibitor Entry Fees						1,910.00
Resale Goats						<u>401.00</u>
						\$696,397.24
Plus: Resale animals not included in auction						<u>5,143.71</u>
TOTAL AMOUNT PAID TO EXHIBITORS						\$701,540.95 =====

2023 CASS COUNTY FAIR ASSOCIATION ANNUAL REPORT

Page 4

October 24, 2023

HOME ARTS FUND

Beginning Balance, October 1, 2022		\$5,610.27
Income – Raffle	\$838.00	
Quilt Block Kits	434.00	
Pillows	<u>155.00</u>	<u>1,427.00</u>
		\$7,037.27
Expense - Quilting Kit Supplies	\$353.57	
Raffle License	50.00	
Raffle Tickets	188.69	
Quilting of 2021 Quilt Award	<u>229.96</u>	<u>869.00</u>
	<u>46.78</u>	
BALANCE SEPTEMBER 30, 2023		<u>\$6,168.27</u> =====

KING/QUEEN PAGEANT FUND

Beginning Balance, October 1, 2022		\$8,651.24
Income - Sponsors	\$8,060.00	
Interest	<u>0.50</u>	<u>8,060.50</u>
		\$16,711.74
Expense - Pageant Supplies	\$1,654.44	
Contestant Awards	2,402.78	
Scholarships	1,800.00	
Office Supplies	<u>46.78</u>	<u>5,904.00</u>
BALANCE SEPTEMBER 30, 2023		<u>\$10,807.74</u> =====

LOWE BUILDING FUND

Beginning Balance, October 1, 2022		\$164,578.71
Income - MDARD Grant	\$92,000.00	
Interest	2,182.27	
Memorial Fund Transfer	<u>980.00</u>	<u>95,162.27</u>
		\$259,740.98
Expense - Contractors and Materials		<u>178,210.99</u>
BALANCE, SEPTEMBER 30, 2023		<u>\$81,529.99</u> =====